

TREMEC TR-3160™ Transmission

6-Speed RWD Manual Transmission

The TR-3160 is designed for either a single or double overdrive transmission. Ideal for light delivery vans, light commercial vehicles and performance vehicle applications, this transmission incorporates the latest design and manufacturing technologies to provide the highest torque capacity and best-in-class shift feel.

Based on an 81mm center distance, the TR-3160 utilizes high strength steel on all gears and shafts - maximizing torque capacity and durability while minimizing weight and package size.

The multi-rail shift system accommodates direct mount and semi-remote shifter locations that provide greater flexibility while reducing noise, vibration and harshness (NVH)

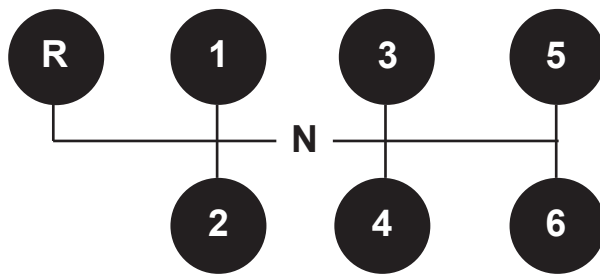
Product Highlights

High capacity tapered bearings and high-capacity synchronizers that contribute to low shift efforts and shifter travel. All gears are hard-finished, which contributes to the transmission's refined feel and low noise.

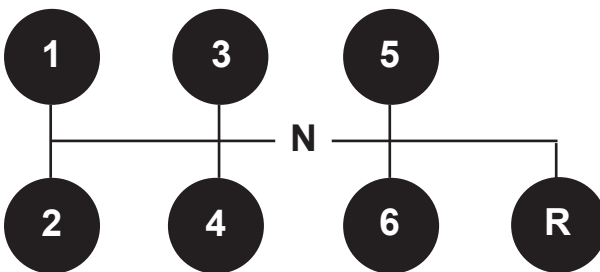
TR-3160 Features at a Glance:

- Rear wheel drive, six-speed manual transmission available with single or double overdrive
- Double and triple cone synchronizers featuring hybrid and sintered bronze friction material.
- Multi-rail shift system accommodates direct mount or semi-remote shifter locations
- High-precision guide plate
- Advanced interlock system
- Anti-friction roller ball detents
- Hollow shafts and webbed gears
- Three-piece "end load design" aluminum housings
- Low-friction linear shift rail bearings

Shift Pattern




Optional Shift pattern



TREMEC®

Torque Transfer Solutions®



TREMEC TR-3160™ Transmission

6-Speed RWD Manual Transmission



TREMEC TR-3160 Transmission Specifications

Type:	Rear wheel drive, six-speed manual overdrive transmission; single or dual overdrive			
Maximum gross vehicle weight:*	3,000 kg (6,614 lb) <i>*For reference only. Not applicable to a specific application</i>			
Case:	Die cast aluminum alloy; end load design			
Center distance:	81 mm			
Overall length:	Approximately 700 mm; 4x2 fixed flange application			
Clutch housing:	Integrated			
Synchronizer type:	Double and triple cone, hybrid and sintered bronze friction material			
Lubricant type:	Dexron II, Dexron VI ATF			
Lubricant capacity (approximate):	2.7 l (5.7 pt)			
Transmission weight:	55 kg (121 lb) base line; 51 kg (112 lb) with mass reduction			
Power take off:	Available on request			
Available Gear Ratios <i>Alternative ratios available upon request; may result in different maximum input torque</i>	Gear	Camaro LTG	Camaro LGX	Shelby GT350R
	1	4.40	4.40	3.25
	2	2.59	2.59	2.23
	3	1.80	1.80	1.61
	4	1.34	1.34	1.24
	5	1.00	1.00	1.00
	6	0.75	0.75	0.63
	R	3.99	3.99	2.95
Input Torque:	400 Nm 295 lb-ft	386 Nm 285 lb-ft	582 Nm 429 lb-ft	