


# PRO-SHIFT™ 10-SPEED Transmissions



**SPICER®**

**PRO-SHIFT™  
10-SPEED  
TRANSMISSIONS**

**All Models**

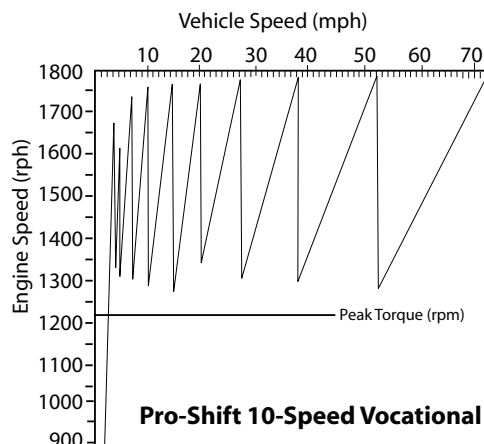
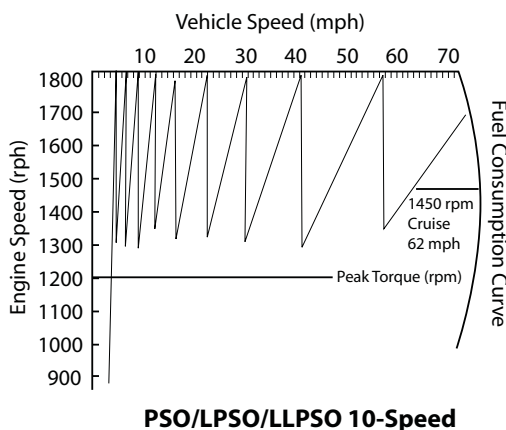
PRO-SHIFT™ 10-Speed transmissions are designed for over-the-road and city applications. TTC offers many configurations of the PRO-SHIFT 10-Speed, including a complete line of direct drive and overdrive configurations. For weight sensitive or bulk hauling applications, consider our OPTI-LITE™ and OPTI-LITE II™ options. They reduce transmission weight and allow you to haul more payload.

For on-/off-highway applications, the vocational 10-Speed transmissions were built with startability, gradeability, easy shifting, durability and sensible gear splits in mind.

Vocational 10-Speed transmissions are available in models to match most application conditions, axle ratio and engine specifications.

## Features:

- OPTI-LUBE™ standard feature. No oil cooler required
- Exceptionally smooth shifting
- Driver-friendly shift pattern
- Isolated shift lever and tower assembly reducing noise and vibration
- Highest torque-to-weight ratio in the industry
- Wide choice of PTO applications
- Quiet operation improves driver comfort
- Deep first and reverse gears for excellent maneuverability
- Low cost of ownership and purchase throughout entire service life.



**TTC**

# PRO-SHIFT™ 10-SPEED Transmissions

General Information	
	Direct/Overdrive
Ratio Coverage	14.95:1 / 16.72:1
Torque Capacity	1000-1650 lb. ft.
Length	28.96" (736 mm)
Weight	514-641 lbs.
Input Shaft	2" 10-Spline
Output Shaft	2.5" 10-Spline
Clutch Housing	See Condensed Specs.*
Clutch	14" or 15.5"
Lube Capacity	18 pints (8.5 Liters)
Lube Type	See Condensed Specs.*

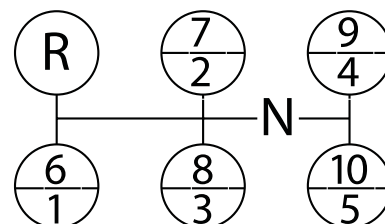
\*See Condensed Specifications Guide for specific model information.

Gear Ratios					
Direct Drive			Overdrive		
Gear	Ratio	%Step	Gear	Ratio	%Step
1st	14.95	36%	1st	12.54	36%
2nd	11.01	38%	2nd	9.24	38%
3rd	7.96	33%	3rd	6.68	39%
4th	5.98	33%	4th	4.80	33%
5th	4.50	36%	5th	3.60	38%
6th	3.32	36%	6th	2.61	36%
7th	2.45	38%	7th	1.92	38%
8th	1.77	33%	8th	1.39	39%
9th	1.33	33%	9th	1.00	33%
10th	1.00		10th	0.75	
Rev.	16.7		Rev.	14.02	

Power Take-Off Applications	
Direct Drive	
P.T.O. Gear Data	66.7% Engine Speed 45 Tooth, 6 Pitch
Positions	6 Bolt Right, 8 Bolt Left
Overdrive	
P.T.O. Gear Data	85% Engine Speed 45 Tooth, 6 Pitch
Positions	6 Bolt Right, 8 Bolt Left

## 10-Speed Shift Patterns

### PRO-SHIFT™ and SPICER LITE™ Shift Pattern



The simple 10-speed shift pattern lets drivers concentrate on driving for greater safety.

Spicer End Fitting Reference	
End Yoke	Quick Disconnect™
1710	6-4-6611-1
1760 & 1760HD	6.3-4-651-1
1810	6.5-4-3451-1
Flange	Number of Bolt Holes
1710	8
1810	12

TTC Website:  
www.ttcautomotive.com

TTC Tech Line: (800) 401-9866  
8:00 AM – 6:00 PM EST.



14700 Helm Court  
Plymouth, MI 48170  
Tel: (734) 456-3700  
Fax: (734) 456-3739